

ASSEMBLY INSTRUCTION

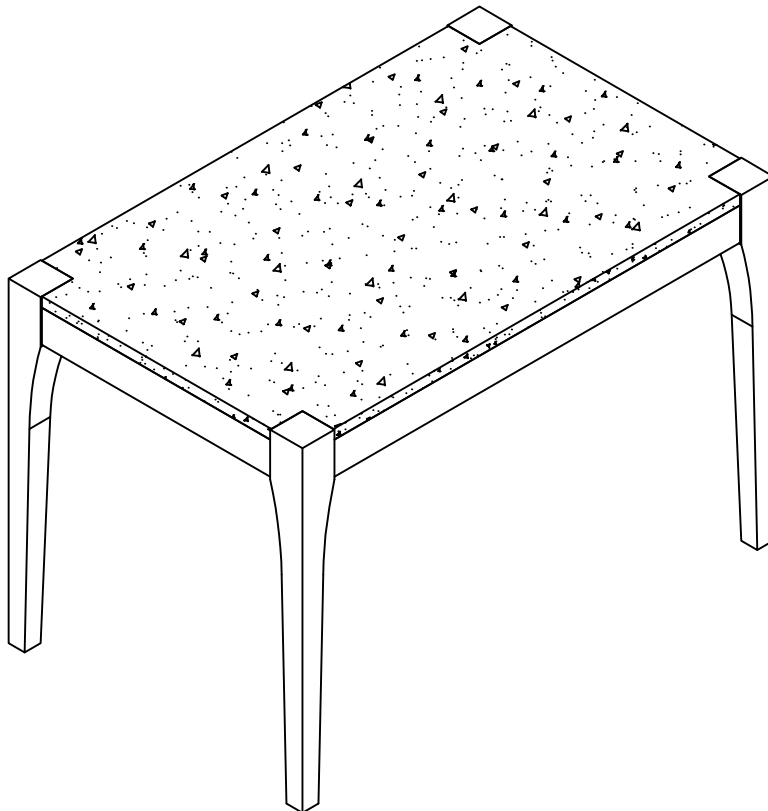
PLEASE READ BEFORE ASSEMBLING!

Tip #1: Make sure you've taken all the pieces and hardware out of its packaging before discarding the box.

Tip #2: Using page 2 and/or page 3 of instruction manual make sure all pieces and hardware are accounted for.

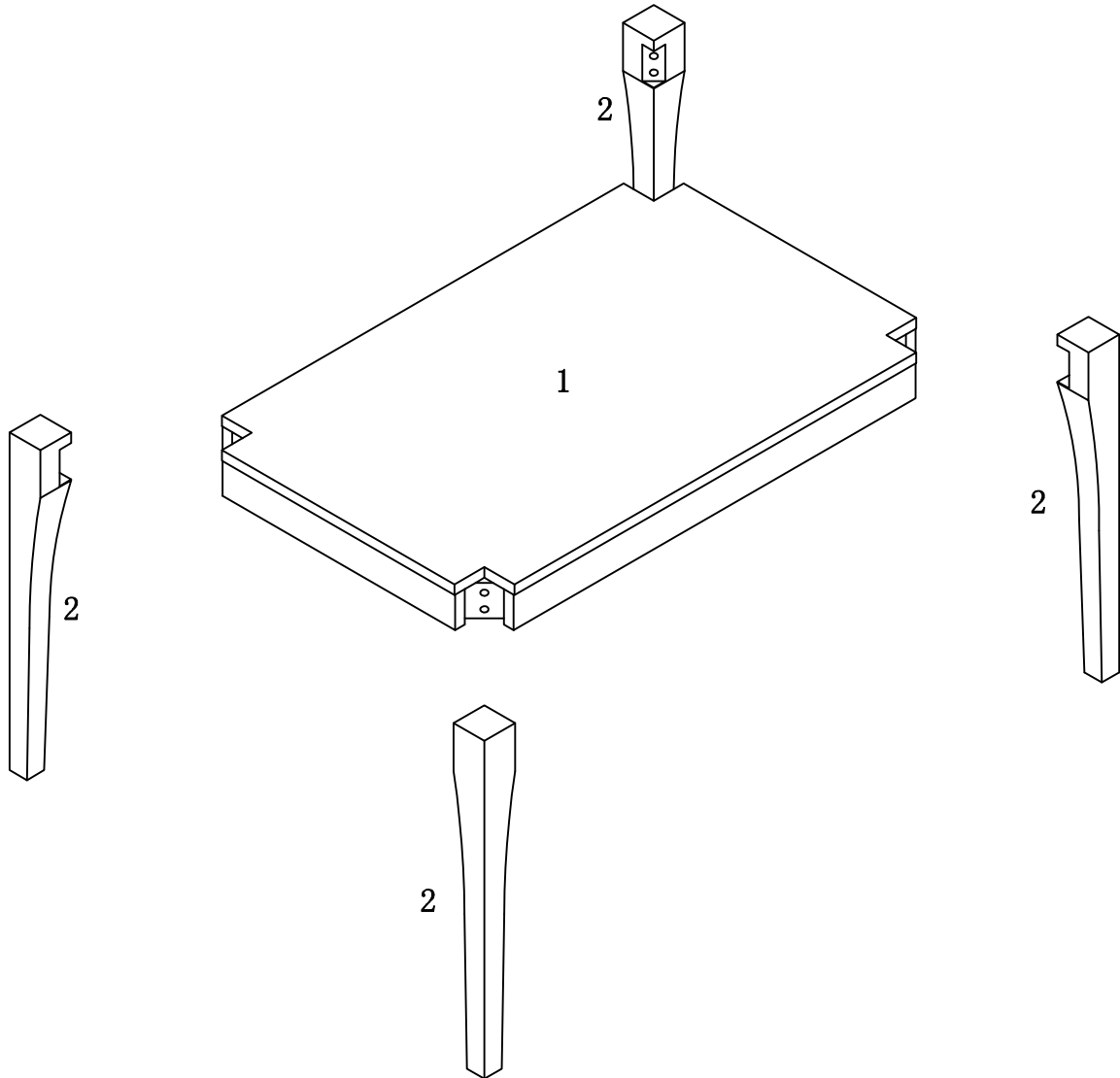
Tip #3: Read manual before assembling, it helps!

ITEM#: 161799



PARTS IDENTIFICATION






ITEM#: 161799



- | | |
|-----|------|
| (1) | 1pc |
| (2) | 4pcs |

HARDWARE IDENTIFICATION

ITEM#: 161799

A		$\phi 8 \times \phi 16 \times 2$	8pcs
B		M8	8pcs
C		M8x55	8pcs
D		M5	1pc
E		$\phi 16$	4pcs

ASSEMBLY INSTRUCTION

ITEM#: 161799

STEP 1

