

# ASSEMBLY INSTRUCTION

---

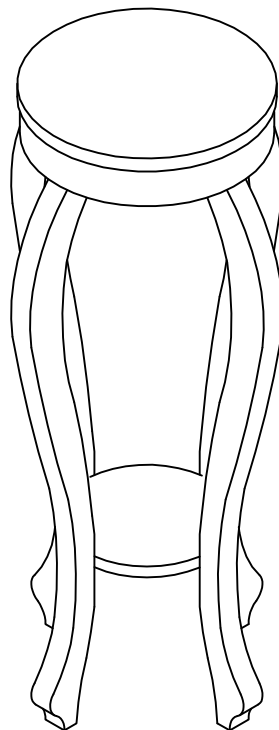
## **PLEASE READ BEFORE ASSEMBLING!**

Tip #1: Make sure you've taken all the pieces and hardware out of its packaging before discarding the box.

Tip #2: Using page 2 and/or page 3 of instruction manual make sure all pieces and hardware are accounted for.

Tip #3: Read manual before assembling, it helps!

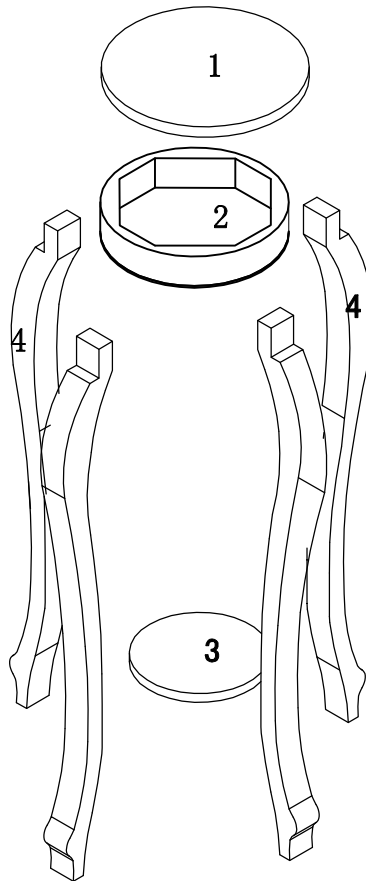
ITEM#: 14854



# PARTS IDENTIFICATION

---



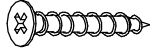

ITEM#: 14854



- |     |      |
|-----|------|
| (1) | 1pc  |
| (2) | 1pc  |
| (3) | 1pc  |
| (4) | 4pcs |

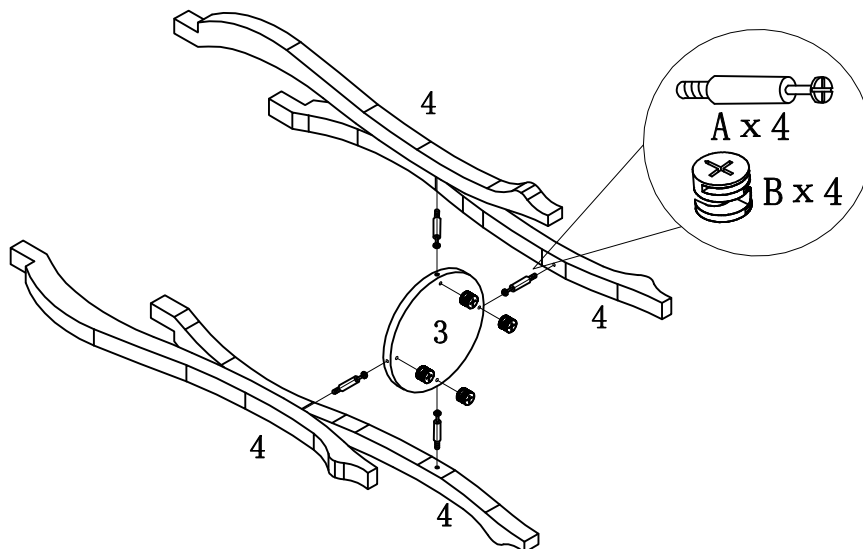
# HARDWARE IDENTIFICATION

ITEM#: 14854

A		L29	4pcs
B		$\Phi 15$	4pcs
C		$\Phi 4 \times 50$	4pcs
D		$\Phi 6 \times 40$	8pcs

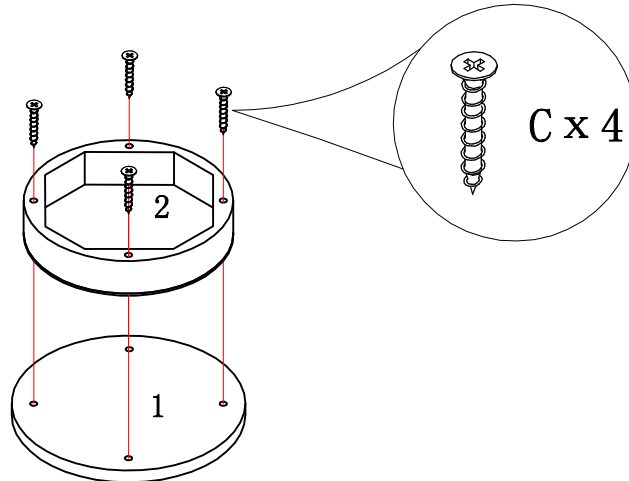
# ASSEMBLY INSTRUCTION

ITEM#: 14854



# ASSEMBLY INSTRUCTION

ITEM#: 14854



STEP 2

STEP 3

